

e2 wireless electricity monitor

with PC download capability



download your energy
usage to your PC



Wireless electricity monitor displaying instant power, costs and estimated CO₂ emissions. It can also show historical and average data. Take control of your energy use.

- Monitor the cost of using your home appliances and lights
- Discover and reduce the size of your carbon footprint
- Fun and educational for the whole family

SAVE UP TO 25 PERCENT OF YOUR HOME ELECTRICITY BILL

efergy®

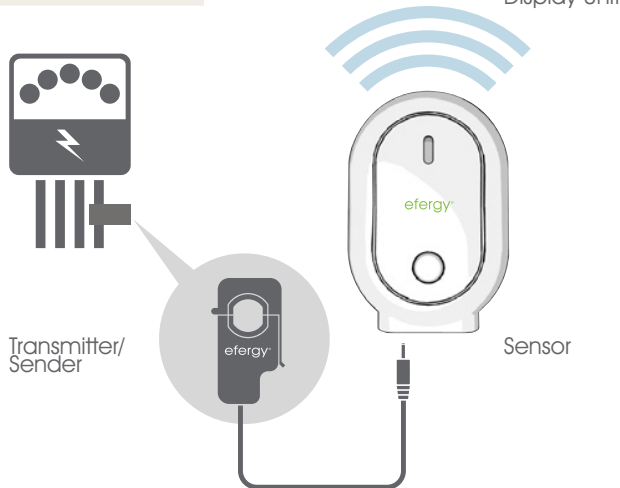
AG POWER
www.agm-power.com

e2 wireless electricity monitor

with PC download capability


how it works

The wireless electricity monitor can be safely installed in minutes. The CT clips around the outgoing supply cable. Attaching the sender box will provide instant electricity consumption readings displayed on the portable display. This form of instant feedback provides a very strong tool to cutting energy use around behaviour patterns.




average information

Use the average display as a guide to what your normal electricity consumption is. See the effect on this over time



instant mode

Information being displayed in kW and costs per hour



history mode

Show daily, weekly and monthly stored data. Scroll between dates and compare consumption at different time. Compare your usage from the previous day on a graphic at the base of the display



Compatible

Suitable for use with clip-on sensor or consumer unit transmitter.

Easy to Install

Designed to be installed either by consumer or professional.

Flexible

Multiple tariff settings.

Easy to Understand

Clear and simple graphical display.

Simultaneous Information

Average daily (energy & costs), instant information (power & costs), historical consumption (energy, costs and CO₂).

History

Stores data for 7 days, 4 weeks & 24 months.

Discover

- How much electricity is being used at any given moment
- The total amount of money being spent on electricity
- The difference in electricity consumption by turning on and off various appliances
- How much money can be saved by reducing usage

Understand

- Daily average consumption
- Savings of 5%-20% off typical energy consumption
- Consumption history
- Carbon footprint

Specifications

Model Name:	efergy e2
Frequency:	433.52MHz
Transmission Time:	6s, 12s. or 18s.
Transmission Range:	40m - 70m
Sensor Voltage Range:	110V-300V
Measuring Current:	50mA - 95A
Accuracy:	<8%
Memory:	64K
Power:	3 X AAA Batteries

efergy®



1 X Wireless Display 1 X Transmitter 1 X Sensor

MONITOR REDUCE SAVE

efergy®

AG POWER
www.agm-power.com